

IGLOO

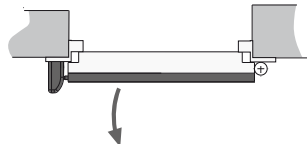
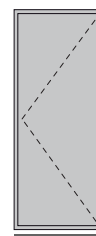
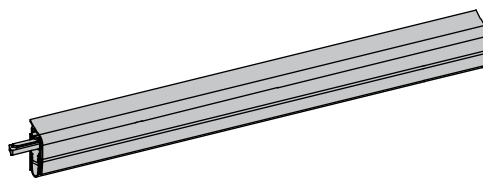
Art. DA 1061

Apertura Interna
Internal opening
Ouverture intérieure
Apertura interna

Istruzioni di montaggio paraspifferi IGLOO ad appoggio
Assembly instructions for IGLOO draft excluders
Instructions de montage pour les broyeurs IGLOO
Instrucciones de montaje para los excludores de borrador IGLOO

fapim[®]
Life in evolution

ULCG - Rev.00



⚠ Realizzabile con 2 pezzi
Can be made with 2 pieces
Peut être fait avec 2 pièces
Se puede hacer con 2 piezas.

1

x1

- x4
- x2
- x2
- A** x2
- B** x2
- C** x4
- D** x1
- E** x1
- F** x1
- G** x1

2

180°

3

L

4

L = 12 mm max 100 mm

5

6

6 mm 6 mm 30-35 mm

7

A B

8

D E F max 10 mm max 15 mm min 5 mm max 25 mm

9

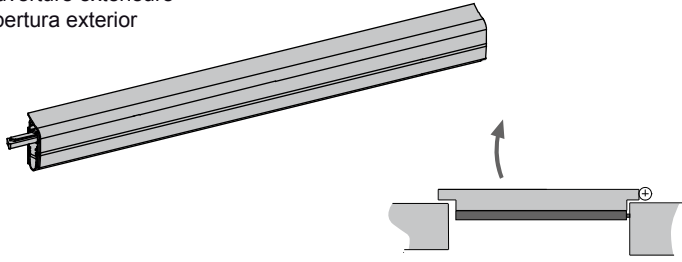
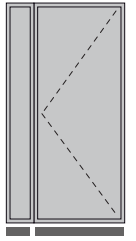
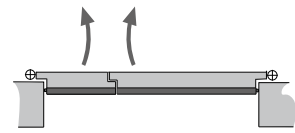
180°

Art. DA 1061

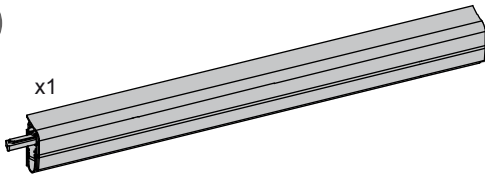
Apertura Esterna
External opening
Ouverture extérieure
Apertura exterior



Realizzabile con 2 pezzi
Can be made with 2 pieces
Peut être fait avec 2 pièces
Se puede hacer con 2 piezas.



1



x1



x4



x2



x2

A



x2

B



x2

C



x4

D



x1

E



x1

F



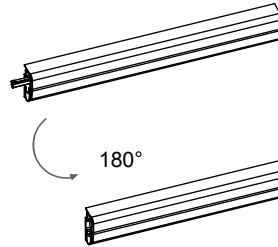
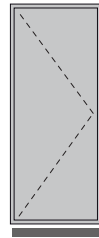
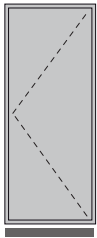
x1

G

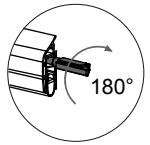
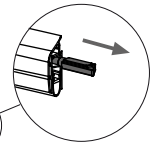


x1

2

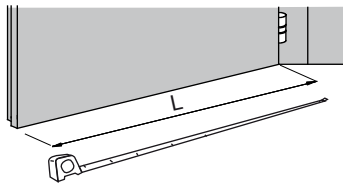


180°



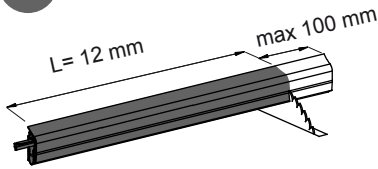
180°

3



L

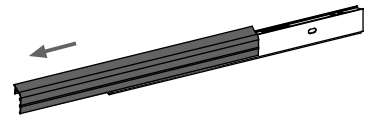
4



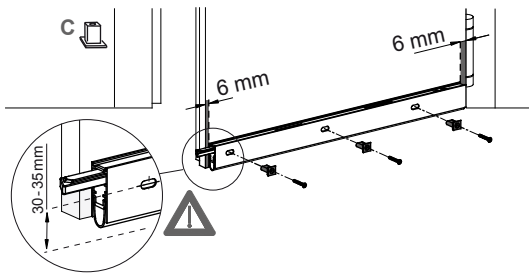
L=12 mm

max 100 mm

5



6



C

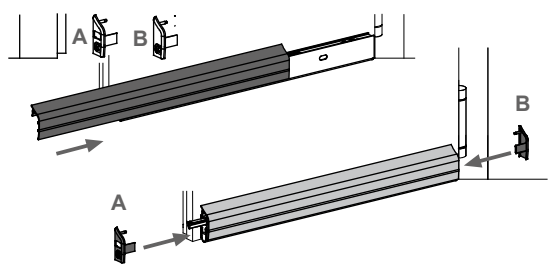
30-35mm



6 mm

6 mm

7



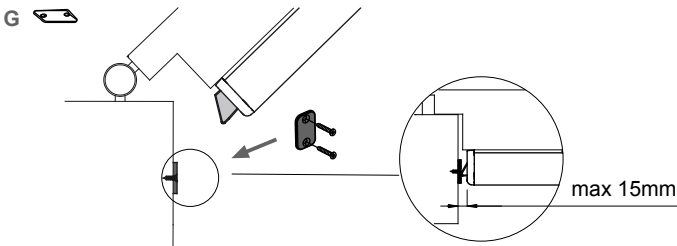
A

B

A

B

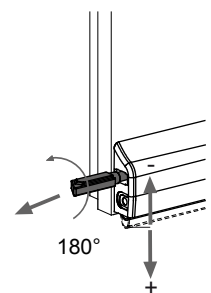
8



G

max 15mm

9



180°